

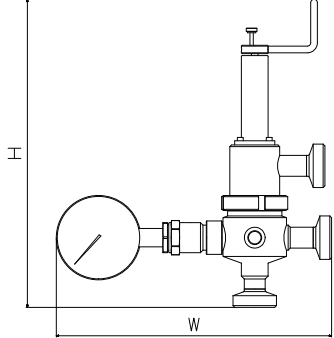
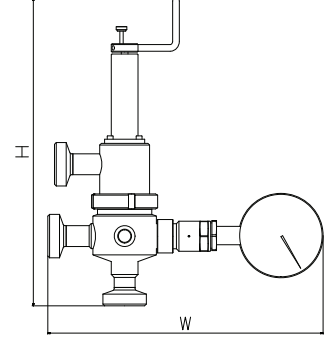
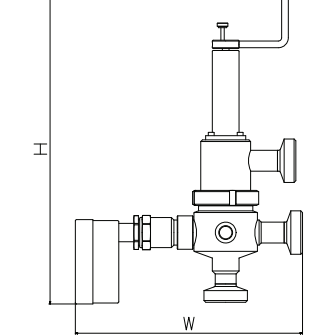
Tank Pressure Regulator

Regulating valves

Product code: 5914

Material: 1.4307 (304L)
 Seals: EPDM
 Connections: Clamp Ferrule, DIN, IDF, SMS

2.7

PPL EUR	Size mm	Opening Pressure	Manom- eter Po- sition	Dimensions (mm)		SCANDI BREW
				H	W	
2356 2646 3037 5592	25 38 51 76.1	0.2 - 4 0.2 - 4 0.2 - 4 0.2 - 4	3 3 3 3	390 440 540 620	345 390 390 380	
2356 2646 2946 5592	25 38 51 76.1	0.2 - 4 0.2 - 4 0.2 - 4 0.2 - 4	9 9 9 9	390 440 540 620	345 390 390 380	
2437 2726 3027 5691	25 38 51 76.1	0.2 - 4 0.2 - 4 0.2 - 4 0.2 - 4	12 12 12 12	390 440 540 620	310 350 350 340	

Note: Configurator Available

Product code: 5933

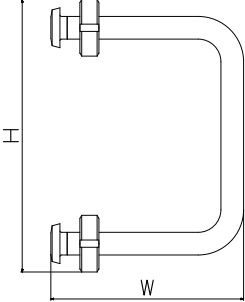
Material: 1.4404 (316L)

Seals: EPDM

Inside surface finish: Ra ≤ 0.8 μm

Shoot blasted

Connections: DIN 11851, Clamp Ferrule, SMS, IDF

Item No.	PPL EUR	Size mm	Connection	Dimension (mm)		SCANDI BREW CIP Bend
				H	W	
9615107202	427	25	DIN	305	215	
9615102902	482	40	DIN	355	220	
9615104002	540	50	DIN	435	230	
9615113502	568	80	DIN	500	230	
9615107204	441	25	SMS	290	205	
9615102904	482	38	SMS	355	210	
9615104004	540	51	SMS	425	215	
9615113504	568	76.1	SMS	480	215	
9615107201	441	25	Clamp	345	220	
9615102901	482	38	Clamp	385	225	
9615104001	540	51	Clamp	460	230	
9615113501	568	76.1	Clamp	500	230	
9615107203	441	25	IDF	300	210	
9615102903	482	38	IDF	355	215	
9615104003	540	51	IDF	430	220	
9615113503	568	76.1	IDF	475	220	

SB Accessories for Tank Pressure Regulator

Regulating valves

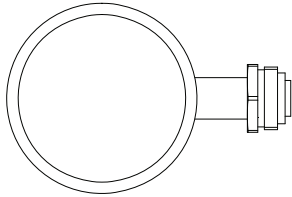
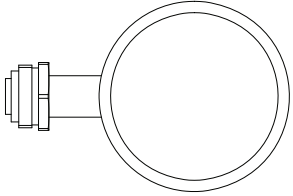
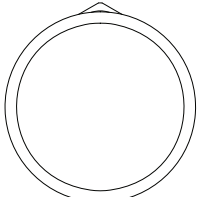
Product code: 5933

Material: 1.4404 (316L)
 Seals: EPDM
 Inside surface finish: Ra ≤ 0.8 µm
 Outside: RA ≤ 1.6 µm
 Connections: Clamp Ferrule, DIN, IDF, SMS

2.7

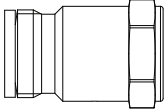
Item No.	PPL EUR	Size mm	Connection	Dimension (mm)		SCANDI BREW
				H	W	
						CIP T-Piece
9615148302	619	25	DIN	245	120	
9615148402	661	40	DIN	270	155	
9615148502	718	50	DIN	305	175	
9615148602	863	80	DIN	315	170	
9615148304	619	25	SMS	240	115	
9615148404	661	38	SMS	275	165	
9615148504	720	51	SMS	310	180	
9615148604	863	76.1	SMS	315	170	
9615148301	619	25	Clamp	260	140	
9615148401	661	38	Clamp	290	170	
9615148501	717	51	Clamp	325	185	
9615148601	863	76.1	Clamp	325	180	
9615148303	619	25	IDF	255	125	
9615148403	661	38	IDF	285	160	
9615148503	719	51	IDF	315	175	
9615148603	863	76.1	IDF	315	170	

Product code: 5933

Item No.	PPL EUR	Pressure Bar	Inlet	Dimension (mm)		SCANDI BREW Pressure gauge
				H	W	
9615142201	215	0-1.6 bar	3 O'Clock	150	56	
9615142202	215	0-2.5 bar	3 O'Clock	150	56	
9615142203	215	0-4 bar	3 O'Clock	150	56	
9615142204	215	0-6 bar	3 O'Clock	150	56	
9615142205	215	0-1.6 bar	9 O'Clock	150	56	
9615142206	215	0-2.5 bar	9 O'Clock	150	56	
9615142207	251	0-4 bar	9 O'Clock	150	56	
9615142208	215	0-6 bar	9 O'Clock	150	56	
9615142209	296	0-1.6 bar	12 O'Clock	106	93	
9615142210	296	0-2.5 bar	12 O'Clock	107	93	
9615142211	296	0-4 bar	12 O'Clock	108	93	
9615142212	296	0-6 bar	12 O'Clock	109	93	

Product code: 5933

2.7

Item No.	PPL EUR	Pressure Bar	Dimension (mm)		SCANDI BREW
			H	W	
					Safety valve for pressure gauge
9615096001	201	0-1.6 bar	45	60	
9615096002	201	0-2.5 bar	45	60	
9615096003	201	0-4 bar	45	60	
9615096004	201	0-6 bar	45	60	